


Lesson - IX

WRITING SMALL LETTERS

- Draw your pupils' attention to each picture and the word below it.
- Read the first letter of the word and the word aloud.
(Example : a for arrow)
- Ask the pupils to repeat in chorus.



arrow



box



comb



deer



eye



frog



gate



helmet



island



jar



eye



frog



gate



helmet



island



jar



knife



ladder



mango




nail



onion



parrot



quilt



rope



soap



torch




udder



vulture



wheel



xerox

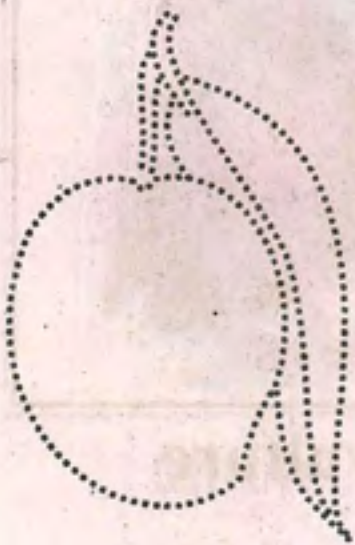


yacht



zebra

Ask your pupils to join the dots of each picture and then colour it.



Activity - 1 :

Ask your pupils to look at the model letters and trace the letters in the practice lines with their pencils.

Ask them to follow the arrows serially at the time of writing.

a b c d e f g h

a b c d e f g h

i j k l m n o p

i j k l m n o p

q r s t u v w x y z

q r s t u v w x y z

Activity - 2

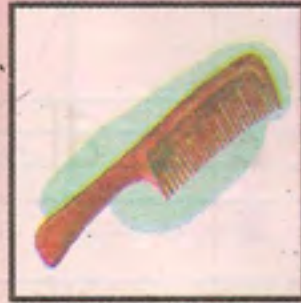
- Ask the pupils to say the words for each picture.
- Then ask them to fill in the missing letter below each picture.
- Now ask your pupils to read out the first letter of each word serially.



___rrow



___ox



___omb



___eer



___ye



___rog



___ate



___elmet



___sland



___ar



___nife



___adder



___ango




___ail



___nion



___arrot



___ uilt



___ ope



___ oap



___ orch



___ dder



___ ulture



___ heel



___ erox



___ acht



___ ebra

Ask your pupils to join the dots of each picture and then colour it.




Activity - 3

- Ask the pupils to say the word for each picture.
- Then ask them to fill in the missing letter below each picture.



k__ife



q__ilt



w__eel



t__rch



i__land



bo__



com__



arro__



ladde__



helme__



so__p



man__o



e__e



parr__t



oni__n



de__r

Activity - 4

- Ask the pupils to write the correct word below each picture.
- Then ask them to say each word aloud.

The first one is done for them.



frog






































Activity - 5

Read out the first word in each row as an example and then ask the pupils to read out the other words in each row one by one.

The aim of this activity is only to draw the pupils' attention to the sounds of the words, not to their meanings.

jar

car

bar

far

mar

deer

fear

hear

near

peer

gate

bait

date

fate

late

rope

cope

dope

hope

soap